



hansen door specialists

Uniclass	EPIC
L41124:P41	D1124:X412
CI/SfB	
(31.5)	Xh2 (P2)

AccentHansen

Also available:

SoundShield 50™ (SD2) Doorset MultiShield - CleanShield - FireShield - SwingShield - SecureShield - GlazeShield FL

AccentHansen SoundShield™ steel sound control doors offer a variety of acoustic performances. Our SoundShield doorsets are quality engineered products with high acoustic properties, carefully disguised in an attractive doorshell. AccentHansen SoundShield doorsets have been tested to BS 2750: Part 3: 1980, ISO 140/111 1987, with fire rating up to 30min. All AccentHansen Fire Doors have been tested to BS 476: Part 22: 1987 (integrity only). A UKAS accredited laboratory undertakes all tests and assessments.

Door Leaf

Constructed from two skins of 1.6mm thick zinc coated steel to BS EN 10152, folded to form a rebated 53mm thick door leaf. The vertical edges of the two skins are pressed to create a modular Double Tray Construction with EdgeShield, full height, seam assembly, to increase panel strength and rigidity.

The void between the two skins is filled with an Acoustic High Density Mineral Core material (FibroShield) and layers of a 5mm thick High Density Acoustic Core (IDEShield) – both are selected for their insulating performances and acoustic properties. Reinforcing pads are fitted within the leaf to suit hardware options.

The hinge and strike edges are further reinforced by full height angles welded inside the door skins. The offset lock mechanism is installed within an inner enclosure to avoid the possibility of infill materials interfering with the lock mechanism, and to facilitate its removal for future maintenance or replacement. On all double doors, a built in internal astragal creates an over rebated detail to maintain the sealing plane and ensure positive sealing.

On both factory primed and factory finished doorsets a silicone rubber, dual acoustic, combined wiper and compression seal, is factory fitted onto the door leaf edge perimeter with additional seal applied to the centre astragal on double door configurations.

Frame

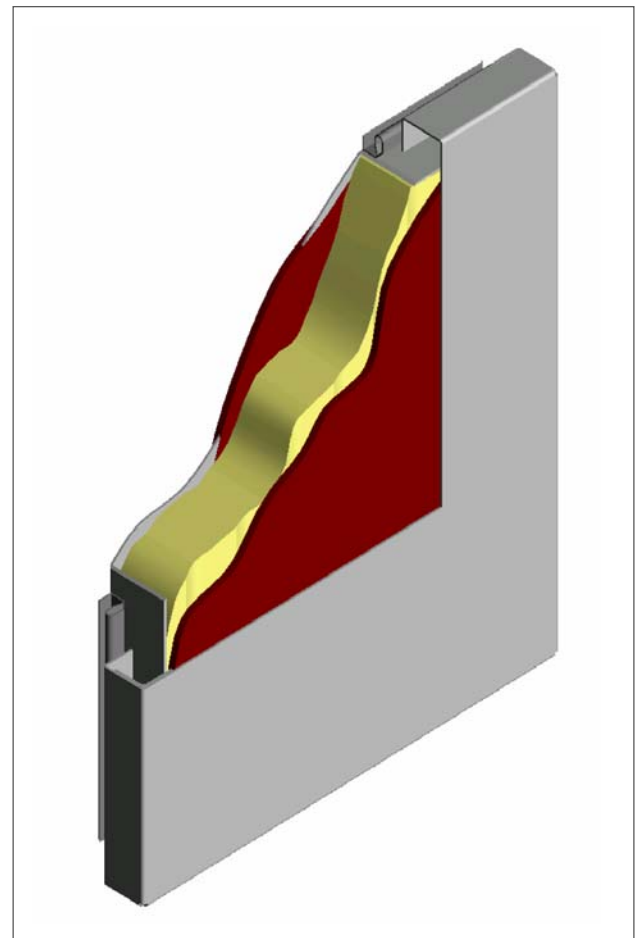
Pressed from 2.5mm thick zinc coated steel to BS EN 10152, to form a single or double rebate profile to BS 1245: 1986.

The door frame configuration is four sided to ensure total acoustic sealing to the perimeter of the assembly. Sill members can be supplied as full section or low profile. Header members are profiled to form a smooth butt joint, welded with the full height vertical jambs. Butt jointed and bolted frames are available as special options.

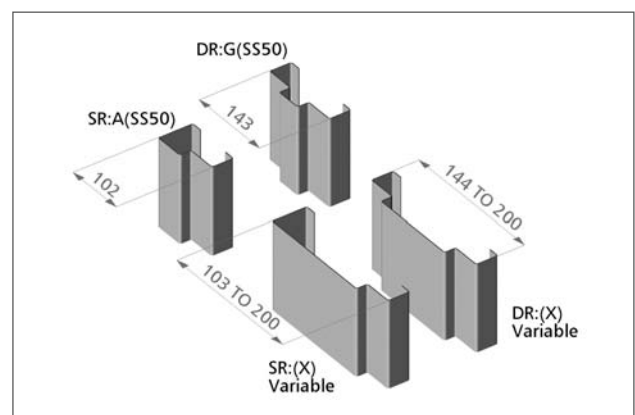
Cleats are spot welded into the ends of the header to allow bolt-connection to the vertical jambs that are then suitably reinforced at all hinge points.

On both factory primed and factory finished doorsets a self-adhesive neoprene acoustic seal is fitted into the door frame perimeter on single doors with additional seal applied to the centre astragal on double door configurations.

Frames are arranged for bolt fixing to a suitable structure, using the TightShield assembly system.



Double Tray Construction



Standard Profiles: SR: A (SS50) and DR: G (SS50)

SoundShield Doors - Technical Specification

AccentHansen

AccentHansen Acoustic doors have been tested to BS 2750: Part 3: 1980, ISO 140/111-1978 (Measurement of Sound Insulation in Buildings and of Building Elements)



SoundShield 50™ (SD2) Doorset

Finish

Powder Coated Paint Finish

All AccentHansen doors are finished with a standard APP 120 powder coat finish with a 5 year warranty* and a design life expectancy of 12 years making it one of the most durable finishes on the market.

Our range of Powder Coatings are organic coatings that need to be cleaned and maintained regularly to ensure that the decorative and protective properties of the coating are retained. This paint finish system has been designed to give enhanced corrosion protection of mild steel and has been extensively tested against ISO 9227, GME 60203 and ISO 12944 and can be supplied to any standard BS 4800 or RAL reference number.

Note: colours which are only available in a metallic finish will incur an additional surcharge.

* Doors which are fitted in a marine or coastal area could require the standard specification to be upgraded. This will also have an effect on the warranty of our products.

Transom Panels

The transom panel is constructed similar to the door leaf thus maintaining identical levels of acoustic attenuation. Full perimeter seals will be applied between the transom panel and adjoining frame.

Transom panels can be supplied in the following configurations:

- Factory fixed and acoustically sealed to be an intrinsic part of the frame assembly
- Fully detachable for on-site removal in high maintenance areas
- Internally fixed with a visible angle frame and self-tapping screws, supplied with full acoustic seals

Transom panels incorporate a transom rail pressed from 2.5mm thick Zintec coated steel to BS EN 10152, to form the special Double Egress SR:(SS55) frame profile. This rail is supplied either fixed or removable on the internal, secure side of the building.

Useful Data

Leaf Weight per m2 (kg)	57.2
Frame Weight per linear metre for single rebate profile SR:A (SS50) (kg)	5.10
Frame Weight per linear metre for double rebate profile DR:G (SS50) (kg)	6.20
U Value (W/m2.K)	0.7212

Weights shown are an assessed average value. For specific leaf weight calculation contact AccentHansen Technical Advisory Service.

Evidence of Performance

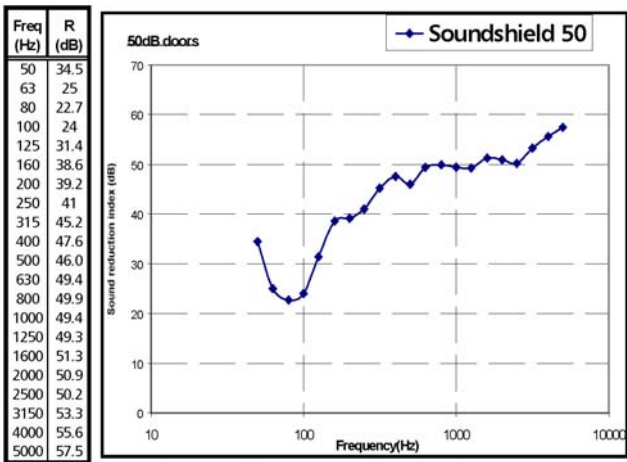
AccentHansen acoustic doors have been tested at Salford University Department of Acoustics to BS 2750:Part 3: 1980 ISO 140/III-1978. - Measurement of sound insulation in buildings and of building elements.

Extract from test document: Report No. AT/95/56: Test date 8th November 1995 AccentHansen product reference: SoundShield50

ISO 717: $R_w = 49\text{dB}$ Max. dev 6.0dB @ 100Hz
Av SRI, $R_{ave}(100\text{hz} - 3150\text{hz}) = 44.9\text{dB}$
Weighted Sound Reduction Index $R_w = 49\text{dB}$
Sound Transmission Class $STC = 50\text{dB}$

Information on door type tested

Leaf configuration code: F
Frame Elevation: 4S
Door size tested 2115mm high x 1000mm wide



SoundShield Doors - Technical Specification

To speak to our Technical Advisory Service call 0845 070 5224.

AccentHansen

AccentHansen Limited
Greengate Industrial Park, Greenside Way
Middleton M24 1SW UNITED KINGDOM
Tel: +44 (0) 161 284 4100 Fax: +44 (0) 161 655 3119
E-mail: sales@accenthansen.co.uk
Web: www.accenthansen.co.uk

AccentHansen is part of the Hansen Group

For more information on the Hansen Group:
Email: info@hansengroup.co.uk
Web: www.hansengroup.biz

AccentHansen Ltd reserves the right to improve, update, and modify products and services without prior notice.

Datasheet No: SS50_0709.8



Approved to ISO 9001:2008